




BITUMINOUS CONCRETE PATH



Runoff is collected from paved and other surfaces and directed into the garden

Native plants do not require fertilizer and help filter pollutants from the runoff

Native plants provide food and habitat for birds, butterflies, and other pollinators!

A depression in the earth is filled with a mixture of sand, topsoil, compost, and sometimes gravel, that filters runoff


A typical rain garden is between six and nine inches deep

Rain gardens can turn this...

...into this!



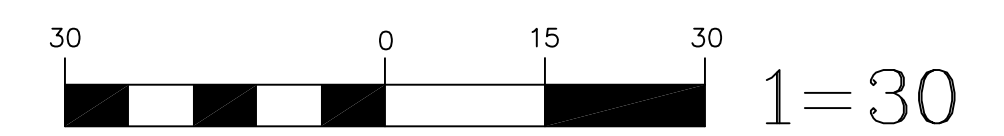
RAIN GARDEN



ASPHALT WALKWAY WITH FLUSH GRANITE CURB



STONE SWALE EXAMPLE



REVISIONS

PROJECT: GERTRUDE SPAULDING IMPROVEMENTS

DATE: APRIL 2018

SCALE: 1"=30'

1205
001
SHEET 1 OF 1